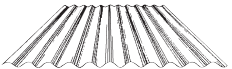










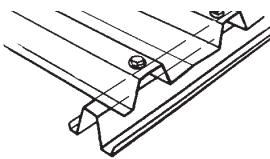








# Roofing Screw Selection Chart



<p><b>Mini Corrugated</b></p> 	<p><b>Fixing to Timber Supports</b></p>  <p><b>10-16 x 25 RippleZIPS RIPPLEZIPS*</b></p>	<p><b>Fixing to Steel 0.75mm to 3.5mm BMT</b></p>  <p><b>10-16 x 25mm RippleZIPS RIPPLEZIPS*</b></p>		
<p><b>SuperTEKS® Series 500</b></p> 	<p><b>Fixing to thick steel from 3mm up to 12mm hot rolled steel</b></p>  <p><b>12-24 x 38 Hex Tek with seal MISC</b></p> <p><b>12-24 x 53 Hex Tek with seal MISC</b></p> <p><b>12-24 x 68 Hex Tek with seal MISC</b></p>	 <p><b>no seal C3 MISC</b></p> <p><b>no seal C3 MISC</b></p> <p><b>no seal C3 MISC</b></p>		
<p><b>Polycarbonate Roofing</b></p> 	<p><b>Fixing roof profile heights 6mm to 29mm to Steel from 1.2mm to 4.0mm</b></p>  <p><b>PolyTek® M6.5-14 x 65mm Hex Hd MISC</b></p>	<p><b>Fixing roof profile heights 16mm to 24mm Steel from 1.2mm to 4.0mm</b></p>  <p><b>PolyTek® M6.5-14 x 50mm Hex Hd POLYTEKS*</b></p>	<p><b>Fixing roof profile heights 16mm to 24mm when fastening to timber battens</b></p>  <p><b>PolyZIP® M6.5-14 x 50mm Hex Hd POLYZIP</b></p>	<p><b>Fixing roof profile heights 16mm to 29mm when fastening to timber battens</b></p>  <p><b>PolyZIP® M6.5-14 x 65mm Hex Hd MISC</b></p>
<p><b>Fibreglass Roofing</b></p> 	<p><b>Fixing roof profile heights 18mm to 29mm to purlins 1.2mm to 5mm thick</b></p>  <p><b>Fibreglass Tek® M6.5-14 x 65mm Hex Hd FIBREGLASSTKS*</b></p>	<p><b>Fixing roof profile heights 40mm to 62.5mm to purlins 1.2mm to 5mm thick</b></p>  <p><b>Fibreglass Tek® M6.5-14 x 85mm Hex Hd MISC</b></p>		
<p><b>Multi Grip Rivets Aluminium Body / Steel Mandrel ABMG 4-1/3</b></p>	 <p>For strong, general purpose applications eg garden sheds, roller doors. Provides a grip range of 0.8mm - 4.8mm, the gap range of up to 3 standard open end rivets.</p> <p>Part No. POPA</p> <p>Available in bulk boxes of 1,000 and clamshell packs of 100 and head painted in the full range of Colourbond® colours.</p> 			
<p><b>Stitch Screws</b> 8-15 x 15 Hex slot (serrated underhead) no seal climaseal 3</p>	 <p>For joining light gauge steel sheeting up to 0.8mm thick. Part No. TEK81515</p>			
<p><b>Valley Fixing</b></p> 	<p><b>Fixing to Timber</b> 10-16 x 25 Designer Head M525DES</p>	<p><b>Fixing to Metal 0.42mm -1.5mm</b> 10-16 x 25 Designer Head 6-030-3326-8C4</p>		

Note All Fastening to be done as per manufacturers recommendations.

This selection guide gives only the most commonly used screws assembly. The screw length may vary depending on the actual profile and the type of insulation system used. These recommendations should always be considered in conjunction with the roof manufacturers fixing specifications. All data assumes standard insulation of 50mm.